



Summary of antimicrobial prescribing guidance – managing common infections





- For all PHE guidance, follow [PHE's principles of treatment](#).
- See BNF for appropriate use and dosing in specific populations, for example, hepatic impairment, renal impairment, pregnancy and breastfeeding.



Key:   Click to access doses for children  Click to access NICE's printable visual summary


Jump to section on:



[Upper RTI](#)
[Lower RTI](#)
[UTI](#)
[Meningitis](#)
[GI](#)
[Genital](#)
[Skin](#)
[Eye](#)
[Dental](#)

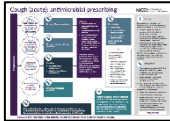

Infection	Key points	Medicine	Doses		Length	Visual summary
			Adult	Child		
Upper respiratory tract infections						
Acute sore throat NICE Public Health England Last updated: Feb 2023	Advise paracetamol, or if preferred and suitable, ibuprofen for pain. Medicated lozenges may help pain in adults. Use FeverPAIN or Centor to assess symptoms: FeverPAIN 0-1 or Centor 0-2: no antibiotic; FeverPAIN 2-3: no or back-up antibiotic; FeverPAIN 4-5 or Centor 3-4: immediate or back-up antibiotic. Systemically very unwell or high risk of complications: immediate antibiotic. *5 days of phenoxymethylpenicillin may be enough for symptomatic cure; but a 10-day course may increase the chance of microbiological cure. For detailed information click the visual summary icon.	First choice: phenoxymethylpenicillin	500mg QDS or 1000mg BD		5 to 10 days*	
		Penicillin allergy: clarithromycin OR	250mg to 500mg BD		5 days	
		erythromycin (if macrolide needed in pregnancy; consider benefit/harm)	250mg to 500mg QDS or 500mg to 1000mg BD		5 days	


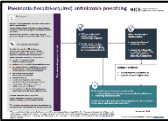

Infection	Key points	Medicine	Doses		Length	Visual summary
			Adult	Child		
Influenza Public Health England Last updated: Feb 2019	Annual vaccination is essential for all those ‘at risk’ of influenza. ^{1D} Antivirals are not recommended for healthy adults. ^{1D,2A+} Treat ‘at risk’ patients with 5 days oseltamivir 75mg BD, ^{1D} when influenza is circulating in the community, and ideally within 48 hours of onset (36 hours for zanamivir treatment in children), ^{1D,3D} or in a care home where influenza is likely. ^{1D,2A+} At risk: pregnant (and up to 2 weeks post-partum); children under 6 months; adults 65 years or older; chronic respiratory disease (including COPD and asthma); significant cardiovascular disease (not hypertension); severe immunosuppression; chronic neurological, renal or liver disease; diabetes mellitus; morbid obesity (BMI>40). ^{4D} See the PHE Influenza guidance for the treatment of patients under 13 years. ^{4D} In severe immunosuppression, or oseltamivir resistance, use zanamivir 10mg BD ^{5A+,6A+} (2 inhalations twice daily by diskhaler for up to 10 days) and seek advice. ^{4D} <i>Access supporting evidence and rationales on the PHE website.</i>					
Acute otitis media NICE Public Health England Last updated: Mar 2022	Regular paracetamol or ibuprofen for pain (right dose for age or weight at the right time and maximum doses for severe pain). Consider ear drops containing an anaesthetic and an analgesic for pain if an immediate antibiotic is not given and there is no ear drum perforation or otorrhoea. Otorrhoea or under 2 years with infection in both ears: no, back-up or immediate antibiotic. Otherwise: no or back-up antibiotic. Systemically very unwell or high risk of complications: immediate antibiotic. <i>For detailed information click on the visual summary.</i>	First choice: amoxicillin - Penicillin allergy: clarithromycin OR erythromycin (if macrolide needed in pregnancy; consider benefit/harm) - Second choice: co-amoxiclav -	-	-	5 to 7 days 5 to 7 days 5 to 7 days	
Acute otitis externa Public Health England Last updated: Nov 2017	First line: analgesia for pain relief, ^{1D,2D} and apply localised heat (such as a warm flannel). ^{2D} Second line: topical acetic acid or topical antibiotic +/- steroid: similar cure at 7 days. ^{2D,3A+,4B-} If cellulitis or disease extends outside ear canal, or systemic signs of infection, start oral flucloxacillin and refer to exclude malignant otitis externa. ^{1D}	Second line: topical acetic acid 2% ^{2D,4B-} OR topical neomycin sulphate with corticosteroid ^{2D,5A-} (consider safety issues if perforated tympanic membrane) ^{6B-} If cellulitis: flucloxacillin ^{7B+}	1 spray TDS ^{5A-} 3 drops TDS ^{5A-} 250mg QDS ^{2D} If severe: 500mg QDS ^{2D}	  	7 days ^{5A} 7 days (min) to 14 days (max) ^{3A+} 7 days ^{2D}	<i>Not available. Access supporting evidence and rationales on the PHE website</i>




Infection	Key points	Medicine	Doses		Length	Visual summary
			Adult	Child		
Scarlet fever (GAS) Public Health England Last updated: Feb 2023	Guidance is available from appendix 1 of the UKHSA guidelines for the public health management of scarlet fever outbreaks in schools, nurseries and other childcare settings .					
Sinusitis NICE Public Health England Last updated: Oct 2017	Advise paracetamol or ibuprofen for pain. Little evidence that nasal saline or nasal decongestants help, but people may want to try them. Symptoms for 10 days or less: no antibiotic. Symptoms with no improvement for more than 10 days: no antibiotic or back-up antibiotic depending on likelihood of bacterial cause. Consider high-dose nasal corticosteroid (if over 12 years). Systemically very unwell or high risk of complications: immediate antibiotic. <i>For detailed information click on the visual summary.</i>	First choice: phenoxymethylpenicillin	500mg QDS		5 days	
		Penicillin allergy: doxycycline (not in under 12s) OR	200mg on day 1, then 100mg OD		5 days	
		clarithromycin OR erythromycin (if macrolide needed in pregnancy; consider benefit/harm)	500mg BD 250 to 500mg QDS or 500 to 1000mg BD			
		Second choice or first choice if systemically very unwell or high risk of complications: co-amoxiclav	500/125mg TDS		5 days	
▼ Lower respiratory tract infections						
COVID-19 NICE Last updated: December 2021	Antibiotics should not be used for preventing or treating COVID-19 unless there is clinical suspicion of additional bacterial co-infection. Do not use azithromycin to treat COVID-19. Do not use doxycycline to treat COVID-19 in the community. Do not offer an antibiotic for preventing secondary bacterial pneumonia in people with COVID-19. If a person in the community has suspected or confirmed secondary bacterial pneumonia, start antibiotic treatment as soon as possible, see community-acquired pneumonia for choices. In hospital, start empirical antibiotics if there is clinical suspicion of a secondary bacterial infection in people with COVID-19, see hospital-acquired pneumonia for choices. Start antibiotics as soon as possible after establishing a diagnosis of secondary bacterial pneumonia, and certainly within 4 hours. Start treatment within 1 hour if the person has suspected sepsis and meets any of the high-risk criteria for this outlined in the NICE guideline on sepsis . <i>For detailed information, see the NICE guideline on managing COVID-19.</i>					

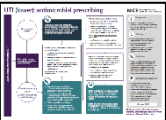
Infection	Key points	Medicine	Doses		Length	Visual summary		
			Adult	Child				
Acute exacerbation of COPD NICE Public Health England Last updated: Dec 2018	<p>Many exacerbations are not caused by bacterial infections so will not respond to antibiotics. Consider an antibiotic, but only after taking into account severity of symptoms (particularly sputum colour changes and increases in volume or thickness), need for hospitalisation, previous exacerbations, hospitalisations and risk of complications, previous sputum culture and susceptibility results, and risk of resistance with repeated courses.</p> <p>Some people at risk of exacerbations may have antibiotics to keep at home as part of their exacerbation action plan.</p> <p><i>For detailed information click on the visual summary. See also the NICE guideline on COPD in over 16s.</i></p>	First choice: amoxicillin OR	500mg TDS (see BNF for severe infection)	-	5 days			
		doxycycline OR	200mg on day 1, then 100mg OD (see BNF for severe infection)	-				
		clarithromycin	500mg BD	-				
		Second choice: use alternative first choice						5 days
		Alternative choice (if person at higher risk of treatment failure): co-amoxiclav OR	500/125mg TDS	-				
		co-trimoxazole OR	960mg BD	-				
		levofloxacin (with specialist advice if co-amoxiclav or co-trimoxazole cannot be used; consider safety issues)	500mg OD	-				
		IV antibiotics (<i>click on visual summary</i>)						


Infection	Key points	Medicine	Doses		Length	Visual summary
			Adult	Child		
<p>Acute exacerbation of bronchiectasis (non-cystic fibrosis)</p> <p>NICE</p> <p>Public Health England</p> <p>Last updated: Dec 2018</p>	<p>Send a sputum sample for culture and susceptibility testing.</p> <p>Offer an antibiotic.</p> <p>When choosing an antibiotic, take account of severity of symptoms and risk of treatment failure. People who may be at higher risk of treatment failure include people who've had repeated courses of antibiotics, a previous sputum culture with resistant or atypical bacteria, or a higher risk of developing complications.</p> <p>Course length is based on severity of bronchiectasis, exacerbation history, severity of exacerbation symptoms, previous culture and susceptibility results, and response to treatment.</p> <p>Do not routinely offer antibiotic prophylaxis to prevent exacerbations.</p> <p>Seek specialist advice for preventing exacerbations in people with repeated acute exacerbations. This may include a trial of antibiotic prophylaxis after a discussion of the possible benefits and harms, and the need for regular review.</p> <p><i>For detailed information click on the visual summary.</i></p>	<p>First choice empirical treatment:</p> <p>amoxicillin (preferred if pregnant) OR</p>	500mg TDS		7 to 14 days	
		doxycycline (not in under 12s) OR	200mg on day 1, then 100mg OD			
		clarithromycin	500mg BD			
		<p>Alternative choice (if person at higher risk of treatment failure) empirical treatment:</p> <p>co-amoxiclav OR</p>	500/125mg TDS		7 to 14 days	
		levofloxacin (adults only: with specialist advice if co-amoxiclav cannot be used; consider safety issues) OR	500mg OD or BD			
		ciprofloxacin (children only: with specialist advice if co-amoxiclav cannot be used; consider safety issues)	-			
		<p>IV antibiotics (click on visual summary)</p>				
<p>When current susceptibility data available: choose antibiotics accordingly</p>						



Infection	Key points	Medicine	Doses		Length	Visual summary			
			Adult	Child					
Acute cough NICE Public Health England Last updated: Feb 2019	<p>Some people may wish to try honey (in over 1s), the herbal medicine pelargonium (in over 12s), cough medicines containing the expectorant guaifenesin (in over 12s) or cough medicines containing cough suppressants, except codeine, (in over 12s). These self-care treatments have limited evidence for the relief of cough symptoms.</p> <p>Acute cough with upper respiratory tract infection: no antibiotic.</p> <p>Acute bronchitis: no routine antibiotic.</p> <p>Acute cough and higher risk of complications (at face-to-face examination): immediate or back-up antibiotic.</p> <p>Acute cough and systemically very unwell (at face to face examination): immediate antibiotic.</p> <p>Higher risk of complications includes people with pre-existing comorbidity; young children born prematurely; people over 65 with 2 or more of, or over 80 with 1 or more of: hospitalisation in previous year, type 1 or 2 diabetes, history of congestive heart failure, current use of oral corticosteroids.</p> <p>Do not offer a mucolytic, an oral or inhaled bronchodilator, or an oral or inhaled corticosteroid unless otherwise indicated.</p> <p><i>For detailed information click on the visual summary.</i></p>	Adults first choice: doxycycline	200mg on day 1, then 100mg OD	-	5 days				
		Adults alternative first choices: amoxicillin (preferred if pregnant) OR clarithromycin OR erythromycin (if macrolide needed in pregnancy; consider benefit/harm)	500mg TDS 250mg to 500mg BD 250mg to 500mg QDS or 500mg to 1000mg BD	- - -					
		Children first choice: amoxicillin	-	-					
		Children alternative first choices: clarithromycin OR erythromycin OR doxycycline (not in under 12s)	- - -	- - -					
								5 days	







Infection	Key points	Medicine	Doses		Length	Visual summary
			Adult	Child		
Hospital-acquired pneumonia NICE Public Health England Last updated: Sept 2019	<p>If symptoms or signs of pneumonia start within 48 hours of hospital admission, see community acquired pneumonia.</p> <p>Offer an antibiotic. Start treatment as soon as possible after diagnosis, within 4 hours (within 1 hour if sepsis suspected and person meets any high risk criteria – see the NICE guideline on sepsis).</p> <p>When choosing an antibiotic, take account of severity of symptoms or signs, number of days in hospital before onset of symptoms, risk of developing complications, local hospital and ward-based antimicrobial resistance data, recent antibiotic use and microbiological results, recent contact with a health or social care setting before current admission, and risk of adverse effects with broad spectrum antibiotics.</p> <p>No validated severity assessment tools are available. Assess severity of symptoms or signs based on clinical judgement.</p> <p>Higher risk of resistance includes relevant comorbidity (such as severe lung disease or immunosuppression), recent use of broad spectrum antibiotics, colonisation with multi-drug resistant bacteria, and recent contact with health and social care settings before current admission.</p> <p>If symptoms or signs of pneumonia start within days 3 to 5 of hospital admission in people not at higher risk of resistance, consider following community acquired pneumonia for choice of antibiotic.</p> <p>For detailed information click on the visual summary.</p>	First choice (non-severe and not higher risk of resistance): co-amoxiclav	500/125 mg TDS		5 days then review	
		Adults alternative first choice (non-severe and not higher risk of resistance) Choice based on specialist microbiological advice and local resistance data Options include: doxycycline	200mg on day 1, then 100mg OD	-	5 days then review	
		cefalexin (caution in penicillin allergy)	500 mg BD or TDS (can increase to 1 to 1.5g TDS or QDS)	-		
		co-trimoxazole	960mg BD	-		
		levofloxacin (only if switching from IV levofloxacin with specialist advice; consider safety issues)	500mg OD or BD	-		
		Children alternative first choice (non-severe and not higher risk of resistance): clarithromycin Other options may be suitable based on specialist microbiological advice and local resistance data	-		-	
		For first choice IV antibiotics (severe or higher risk of resistance) and antibiotics to be added if suspected or confirmed MRSA infection see visual summary				


Infection	Key points	Medicine	Doses		Length	Visual summary	
			Adult	Child			
Community-acquired pneumonia NICE Public Health England Last updated: Sept 2019	<p>Assess severity in adults based on clinical judgement and guided by a mortality risk score (CRB65 or CURB65) when these scores can be calculated:</p> <p>low severity – CRB65 0 or CURB65 0 or 1 moderate severity – CRB65 1 or 2 or CURB65 2 high severity – CRB65 3 or 4 or CURB65 3 to 5.</p> <p>1 point for each parameter: confusion, (urea >7 mmol/l), respiratory rate ≥30/min, low systolic (<90 mm Hg) or diastolic (≤60 mm Hg) blood pressure, age ≥65.</p> <p>Assess severity in children based on clinical judgement.</p> <p>Offer an antibiotic. Start treatment as soon as possible after diagnosis, within 4 hours (within 1 hour if sepsis suspected and person meets any high risk criteria – see the NICE guideline on sepsis).</p> <p>When choosing an antibiotic, take account of severity, risk of complications, local antimicrobial resistance and surveillance data, recent antibiotic use and microbiological results.</p> <p>* Stop antibiotics after 5 days unless microbiological results suggest a longer course is needed or the person is not clinically stable. <i>For detailed information click on the visual summary.</i></p>	First choice (low severity in adults or non-severe in children): amoxicillin	500mg TDS (higher doses can be used, see BNF)		5 days*		
		Alternative first choice (low severity in adults or non-severe in children): doxycycline (not in under 12s) OR clarithromycin OR erythromycin (if macrolide needed in pregnancy; consider benefit/harm)	200mg on day 1, then 100mg OD				
			500mg BD				
			First choice (moderate severity in adults): amoxicillin AND (if atypical pathogens suspected) clarithromycin OR erythromycin (if macrolide needed in pregnancy; consider benefit/harm)	500mg TDS (higher doses can be used, see BNF)	-		5 days*
			500mg BD	-			
			500mg QDS	-			
			Alternative first choice (moderate severity in adults): doxycycline OR clarithromycin	200mg on day 1, then 100mg OD	-		
				500mg BD	-		
			First choice (high severity in adults or severe in children): co-amoxiclav AND (if atypical pathogens suspected) clarithromycin OR erythromycin (if macrolide needed in pregnancy; consider benefit/harm)	500/125mg TDS			5 days*
							
				500mg BD			
					500mg QDS		


Infection	Key points	Medicine	Doses		Length	Visual summary	
			Adult	Child			
		Alternative first choice (high severity in adults): levofloxacin (consider safety issues)	500mg BD	-			
IV antibiotics (<i>click on visual summary</i>)							
▼ Urinary tract infections							
Lower urinary tract infection	Advise paracetamol or ibuprofen for pain. Non-pregnant women: back up antibiotic (to use if no improvement in 48 hours or symptoms worsen at any time) or immediate antibiotic. Pregnant women, men, children or young people: immediate antibiotic.	Non-pregnant women first choice: nitrofurantoin (if eGFR ≥45 ml/minute) OR trimethoprim (if low risk of resistance)	100mg m/r BD (or if unavailable 50mg QDS) 200mg BD	- -	3 days		
NICE	When considering antibiotics, take account of severity of symptoms, risk of complications, previous urine culture and susceptibility results, previous antibiotic use which may have led to resistant bacteria and local antimicrobial resistance data.	Non-pregnant women second choice: nitrofurantoin (if eGFR ≥45 ml/minute) OR pivmecillinam (a penicillin) OR	100mg m/r BD (or if unavailable 50mg QDS) 400mg initial dose, then 200mg TDS	- -	3 days 3 days		
Public Health England	If people have symptoms of pyelonephritis (such as fever) or a complicated UTI, see acute pyelonephritis (upper urinary tract infection) for antibiotic choices.	fosfomycin	3g single dose sachet	-	single dose		
Last updated: Oct 2018	For detailed information <i>click on the visual summary</i> . See also the NICE guideline on urinary tract infection in under 16s: diagnosis and management and the Public Health England urinary tract infection: diagnostic tools for primary care .	Pregnant women first choice: nitrofurantoin (avoid at term) – if eGFR ≥45 ml/minute	100mg m/r BD (or if unavailable 50mg QDS)	-	7 days		
		Pregnant women second choice: amoxicillin (only if culture results available and susceptible) OR cefalexin	500mg TDS 500mg BD	- -	7 days		
		Treatment of asymptomatic bacteriuria in pregnant women: choose from nitrofurantoin (avoid at term), amoxicillin or cefalexin based on recent culture and susceptibility results					





Infection	Key points	Medicine	Doses		Length	Visual summary
			Adult	Child		
		Men first choice: trimethoprim OR nitrofurantoin (if eGFR ≥45 ml/minute)	200mg BD 100mg m/r BD (or if unavailable 50mg QDS)	- -	7 days	
		Men second choice: consider alternative diagnoses basing antibiotic choice on recent culture and susceptibility results				
		Children and young people (3 months and over) first choice: trimethoprim (if low risk of resistance) OR nitrofurantoin (if eGFR ≥45 ml/minute)	- -			
		Children and young people (3 months and over) second choice: nitrofurantoin (if eGFR ≥45 ml/minute and not used as first choice) OR amoxicillin (only if culture results available and susceptible) OR cefalexin	- - -		-	







Infection	Key points	Medicine	Doses		Length	Visual summary		
			Adult	Child				
Acute pyelonephritis (upper urinary tract) NICE Public Health England Last updated: Oct 2018	Advise paracetamol (+/- low-dose weak opioid) for pain for people over 12. Offer an antibiotic. When prescribing antibiotics, take account of severity of symptoms, risk of complications, previous urine culture and susceptibility results, previous antibiotic use which may have led to resistant bacteria and local antimicrobial resistance data. Avoid antibiotics that don't achieve adequate levels in renal tissue, such as nitrofurantoin. <i>For detailed information click on the visual summary. See also the NICE guideline on urinary tract infection in under 16s: diagnosis and management and the Public Health England urinary tract infection: diagnostic tools for primary care.</i>	Non-pregnant women and men first choice: cefalexin OR	500mg BD or TDS (up to 1g to 1.5g TDS or QDS for severe infections)	-	7 to 10 days			
		co-amoxiclav (only if culture results available and susceptible) OR	500/125mg TDS	-	7 to 10 days			
		trimethoprim (only if culture results available and susceptible) OR	200mg BD	-	14 days			
		ciprofloxacin (consider safety issues)	500mg BD	-	7 days			
		Non-pregnant women and men IV antibiotics (<i>click on visual summary</i>)						
		Pregnant women first choice: cefalexin	500mg BD or TDS (up to 1g to 1.5g TDS or QDS for severe infections)	-	7 to 10 days			
		Pregnant women second choice or IV antibiotics (<i>click on visual summary</i>)						
		Children and young people (3 months and over) first choice: cefalexin OR	-		-			
		co-amoxiclav (only if culture results available and susceptible)	-					
		Children and young people (3 months and over) IV antibiotics (<i>click on visual summary</i>)						






Infection	Key points	Medicine	Doses		Length	Visual summary
			Adult	Child		
Acute prostatitis NICE Public Health England Last updated: Oct 2018	Advise paracetamol (+/- low-dose weak opioid) for pain, or ibuprofen if preferred and suitable. Offer antibiotic. Review antibiotic treatment after 14 days and either stop antibiotics or continue for a further 14 days if needed (based on assessment of history, symptoms, clinical examination, urine and blood tests). <i>For detailed information click on the visual summary</i>	First choice (guided by susceptibilities when available): ciprofloxacin (consider safety issues) OR	500mg BD	-	14 days then review	
		ofloxacin (consider safety issues) OR	200mg BD	-		
		trimethoprim (if fluoroquinolone not appropriate; seek specialist advice)	200mg BD	-		
		Second choice (after discussion with specialist): levofloxacin (consider safety issues) OR	500mg OD	-	14 days then review	
		co-trimoxazole	960mg BD	-		
IV antibiotics (<i>click on visual summary</i>)						
Recurrent urinary tract infection NICE Public Health England Last updated Oct 2018	First advise about behavioural and personal hygiene measures, and self-care (with D-mannose or cranberry products) to reduce the risk of UTI. For postmenopausal women, if no improvement, consider vaginal oestrogen (review within 12 months). For non-pregnant women, if no improvement, consider single-dose antibiotic prophylaxis for exposure to a trigger (review within 6 months). For non-pregnant women (if no improvement or no identifiable trigger) or with specialist advice for pregnant women, men, children or young people, consider a trial of daily antibiotic prophylaxis (review within 6 months). <i>For detailed information click on the visual summary. See also the NICE guideline on urinary tract infection in under 16s: diagnosis and management and the Public Health England urinary tract infection: diagnostic tools for primary care.</i>	First choice antibiotic prophylaxis: trimethoprim (avoid in pregnancy) OR	200mg single dose when exposed to a trigger or 100mg at night		-	
		nitrofurantoin (avoid at term) - if eGFR ≥45 ml/minute	100mg single dose when exposed to a trigger or 50 to 100mg at night		-	
		Second choice antibiotic prophylaxis: amoxicillin OR	500mg single dose when exposed to a trigger or 250mg at night		-	
		cefalexin	500mg single dose when exposed to a trigger or 125mg at night		-	


Infection	Key points	Medicine	Doses		Length	Visual summary		
			Adult	Child				
Catheter-associated urinary tract infection NICE Public Health England Last updated: Nov 2018	<p>Antibiotic treatment is not routinely needed for asymptomatic bacteriuria in people with a urinary catheter.</p> <p>Consider removing or, if not possible, changing the catheter if it has been in place for more than 7 days. But do not delay antibiotic treatment.</p> <p>Advise paracetamol for pain.</p> <p>Advise drinking enough fluids to avoid dehydration.</p> <p>Offer an antibiotic for a symptomatic infection.</p> <p>When prescribing antibiotics, take account of severity of symptoms, risk of complications, previous urine culture and susceptibility results, previous antibiotic use which may have led to resistant bacteria and local antimicrobial resistance data.</p> <p>Do not routinely offer antibiotic prophylaxis to people with a short-term or long-term catheter.</p> <p><i>For detailed information click on the visual summary. See also the Public Health England urinary tract infection: diagnostic tools for primary care.</i></p>	Non-pregnant women and men first choice if no upper UTI symptoms: nitrofurantoin (if eGFR ≥45 ml/minute) OR	100mg m/r BD (or if unavailable 50mg QDS)	-	7 days			
		trimethoprim (if low risk of resistance) OR	200mg BD	-				
		amoxicillin (only if culture results available and susceptible)	500mg TDS	-				
		Non-pregnant women and men second choice if no upper UTI symptoms: pivmecillinam (a penicillin)	400mg initial dose, then 200mg TDS	-	7 days			
		Non-pregnant women and men first choice if upper UTI symptoms: cefalexin OR	500mg BD or TDS (up to 1g to 1.5g TDS or QDS for severe infections)	-	7 to 10 days			
		co-amoxiclav (only if culture results available and susceptible) OR	500/125mg TDS	-				
		trimethoprim (only if culture results available and susceptible) OR	200mg BD	-	14 days			
		ciprofloxacin (consider safety issues)	500mg BD	-	7 days			
		Non-pregnant women and men IV antibiotics (<i>click on visual summary</i>)						
		Pregnant women first choice: cefalexin	500mg BD or TDS (up to 1g to 1.5g TDS or QDS for severe infections)	-	7 to 10 days			
		Pregnant women second choice or IV antibiotics (<i>click on visual summary</i>)						

Infection	Key points	Medicine	Doses		Length	Visual summary	
			Adult	Child			
		Children and young people (3 months and over) first choice: trimethoprim (if low risk of resistance) OR amoxicillin (only if culture results available and susceptible) OR cefalexin OR co-amoxiclav (only if culture results available and susceptible)	-	-	-		
							
		Children and young people (3 months and over) IV antibiotics (<i>click on visual summary</i>)					
▼ Meningitis							
Suspected meningococcal disease Public Health England Last updated: Feb 2019	Transfer all patients to hospital immediately. ^{1D} If time before hospital admission, ^{2D,3A+} if suspected meningococcal septicaemia or non-blanching rash, ^{2D,4D} give IV benzylpenicillin ^{1D,2D,4D} as soon as possible. ^{2D} Do not give IV antibiotics if there is a definite history of anaphylaxis; ^{1D} rash is not a contraindication. ^{1D}	IV or IM benzylpenicillin ^{1D,2D}	Child <1 year: 300mg ^{5D} Child 1 to 9 years: 600mg ^{5D} Adult/child 10+ years: 1.2g ^{5D}	Stat dose; ^{1D} give IM, if vein cannot be accessed ^{1D}	<i>Not available. Access the supporting evidence and rationales on the PHE website</i>		
Prevention of secondary case of meningitis Public Health England Last updated: July 2019	Only prescribe following advice from your local health protection specialist/consultant: ☎ [INSERT PHONE NUMBER] Out of hours: contact on-call doctor: ☎ [INSERT PHONE NUMBER] Expert advice is available for managing clusters of meningitis. Please alert the appropriate organisation to any cluster situation. Public Health England, Colindale (tel: 0208 200 4400) AWARe (all Wales Acute Response team) (tel: 0300 003 0032) Access the supporting evidence and rationales on the PHE website .						

Infection	Key points	Medicine	Doses		Length	Visual summary
			Adult	Child		
▼ Gastrointestinal tract infections						
Oral candidiasis Public Health England Last updated: Oct 2018	Topical azoles are more effective than topical nystatin. ^{1A+} Oral candidiasis is rare in immunocompetent adults; ^{2D} consider undiagnosed risk factors, including HIV. ^{2D} Use 50mg fluconazole if extensive/severe candidiasis; ^{3D,4D} if HIV or immunocompromised, use 100mg fluconazole. ^{3D,4D}	Miconazole oral gel ^{1A+,4D,5A-}	2.5ml of 24mg/ml QDS (hold in mouth after food) ^{4D}		7 days; continue for 7 days after resolved ^{4D,6D}	<i>Not available. Access supporting evidence and rationales on the PHE website</i>
		If not tolerated: nystatin suspension ^{2D,6D,7A-}	1ml; 100,000units/ml QDS (half in each side) ^{2D,4D,7A-}		7 days; continue for 2 days after resolved ^{4D}	
		fluconazole capsules ^{6D,7A-}	50mg/100mg OD ^{3D,6D,8A-}		7 to 14 days ^{6D,7A-,8A-}	
Infectious diarrhoea Public Health England Last updated: Oct 2018	Refer previously healthy children with acute painful or bloody diarrhoea, to exclude <i>E. coli</i> O157 infection. ^{1D} Antibiotic therapy is not usually indicated unless patient is systemically unwell. ^{2D} If systemically unwell and campylobacter suspected (such as undercooked meat and abdominal pain), ^{3D} consider clarithromycin 250mg to 500mg BD for 5 to 7 days, if treated early (within 3 days). ^{3D,4A+} If giardia is confirmed or suspected – tinidazole 2g single dose is the treatment of choice. ^{5A+} <i>Access the supporting evidence and rationales on the PHE website.</i>					
Traveller's diarrhoea Public Health England Last updated: Oct 2018	Prophylaxis rarely, if ever, indicated. ^{1D} Consider standby antimicrobial only for patients at high risk of severe illness, ^{2D} or visiting high-risk areas. ^{1D,2D}	Standby: azithromycin	500mg OD ^{1D,3A+}	-	1 to 3 days ^{1D,2D,3A+}	<i>Not available. Access supporting evidence and rationales on the PHE website</i>
		Prophylaxis/treatment: bismuth subsalicylate	2 tablets QDS ^{1D,2D}	-	2 days ^{1D,2D,4A-}	
Threadworm Public Health England Last updated: Nov 2017	Treat all household contacts at the same time. ^{1D} Advise hygiene measures for 2 weeks ^{1D} (hand hygiene; ^{2D} pants at night; morning shower, including perianal area). ^{1D,2D} Wash sleepwear, bed linen, and dust and vacuum. ^{1D} Child <6 months , add perianal wet wiping or washes 3 hourly. ^{1D} <i>See UKTIS advice for use of mebendazole in pregnancy.</i>	Adult/Child >6 months: mebendazole ^{1D,3B-}	100mg stat ^{3B-}		1 dose; ^{3B-} repeat in 2 weeks if persistent ^{3B-}	<i>Not available. Access supporting evidence and rationales on the PHE website</i>
		Child <6 months or pregnant woman (at least in first trimester): only hygiene measure for 6 weeks ^{1D}	-	-	-	

Infection	Key points	Medicine	Doses		Length	Visual summary
			Adult	Child		
<p><i>Clostridioides difficile</i> infection</p> <p>NICE</p> <p>Public Health England</p> <p>Last updated: Jul 2021</p>	<p>For suspected or confirmed <i>C. difficile</i> infection, see Public Health England's guidance on diagnosis and reporting.</p> <p>Assess: whether it is a first or further episode, severity of infection, individual risk factors for complications or recurrence (such as age, frailty or comorbidities).</p> <p>Existing antibiotics: review and stop unless essential. If still essential, consider changing to one with a lower risk of <i>C. difficile</i> infection.</p> <p>Review the need to continue: proton pump inhibitors, other medicines with gastrointestinal activity or adverse effects (such as laxatives), medicines that may cause problems if people are dehydrated (such as NSAIDs).</p> <p>Do not offer antimotility medicines such as loperamide.</p> <p>Offer an oral antibiotic to treat suspected or confirmed <i>C. difficile</i> infection.</p> <p>For adults, consider seeking prompt specialist advice from a microbiologist or infectious diseases specialist before starting treatment.</p> <p>For children and young people, treatment should be started by, or after advice from, a microbiologist, paediatric infectious diseases specialist or paediatric gastroenterologist.</p> <p>If antibiotics have been started for suspected <i>C. difficile</i> infection, and subsequent stool sample tests do not confirm infection, consider stopping these antibiotics.</p> <p><i>For detailed information click on the visual summary.</i></p>	<p>First-line for first episode of mild, moderate or severe:</p> <p>vancomycin</p>	125mg QDS		10 days	
		<p>Second-line for first episode of mild, moderate or severe if vancomycin ineffective:</p> <p>fidaxomicin</p>	200mg BD			
		<p>For further episode within 12 weeks of symptom resolution (relapse):</p> <p>fidaxomicin</p>	200mg BD			
		<p>For further episode more than 12 weeks after symptom resolution (recurrence):</p> <p>vancomycin OR</p>	125mg QDS			
		<p>fidaxomicin</p>	200mg BD			
		<p>For alternative antibiotics if first- and second-line antibiotics are ineffective or for life-threatening infection seek specialist advice (see visual summary)</p>				




Infection	Key points	Medicine	Doses		Length	Visual summary
			Adult	Child		
<p>Helicobacter pylori</p> <p>Public Health England</p> <p>See PHE quick reference guide for diagnostic advice: PHE H. pylori</p> <p>Last updated: Feb 2019</p>	<p>Always test for <i>H. pylori</i> before giving antibiotics. Treat all positives, if known DU, GU,^{1A+} or low-grade MALToma.^{2D,3D} NNT in non-ulcer dyspepsia: 14.^{4A+}</p> <p>Do not offer eradication for GORD.^{3D}</p> <p>Do not use clarithromycin, metronidazole or quinolone if used in the past year for any infection.^{5A+,6B+,7A+}</p> <p>Penicillin allergy: use PPI PLUS clarithromycin PLUS metronidazole.^{2D} If previous clarithromycin, use PPI PLUS bismuth salt PLUS metronidazole PLUS tetracycline hydrochloride.^{2D,8A-,9D}</p> <p>Relapse and no penicillin allergy use PPI PLUS amoxicillin PLUS clarithromycin or metronidazole (whichever was not used first line)^{2D}</p> <p>Relapse and previous metronidazole and clarithromycin: use PPI PLUS amoxicillin PLUS either tetracycline OR levofloxacin (if tetracycline not tolerated).^{2D,7A+}</p> <p>Relapse and penicillin allergy (no exposure to quinolone): use PPI PLUS metronidazole PLUS levofloxacin.^{2D}</p> <p>Relapse and penicillin allergy (with exposure to quinolone): use PPI PLUS bismuth salt PLUS metronidazole PLUS tetracycline.^{2D}</p> <p>Retest for <i>H. pylori</i>: post DU/GU, or relapse after second-line therapy,^{1A+} using UBT or SAT,^{10A+,11A+} consider referral for endoscopy and culture.^{2D}</p>	<p>Always use PPI^{2D,3D,5A+,12A+}</p> <p>First line and first relapse and no penicillin allergy</p> <p>PPI PLUS 2 antibiotics</p>	-		<p>7 days^{2D}</p> <p>MALToma</p> <p>14 days^{7A+,16A+}</p>	<p>Not available. Access supporting evidence and rationales on the PHE website</p>
		amoxicillin ^{2D,6B+} PLUS	1000mg BD ^{14A+}			
		clarithromycin ^{2D,6B+} OR	500mg BD ^{8A-}			
		metronidazole ^{2D,6B+}	400mg BD ^{2D}			
		Penicillin allergy and previous clarithromycin:	-	-		
		PPI WITH bismuth subsalicylate PLUS 2 antibiotics	-	-		
		bismuth subsalicylate ^{13A+} PLUS	525mg QDS ^{15D}	-		
		metronidazole ^{2D} PLUS	400mg BD ^{2D}			
		tetracycline ^{2D}	500mg QDS ^{15D}	-		
		Relapse and previous metronidazole and clarithromycin:	-	-		
		PPI PLUS 2 antibiotics	-	-		
		amoxicillin ^{2D,7A+} PLUS	1000mg BD ^{14A+}			
		tetracycline ^{2D,7A+} OR	500mg QDS ^{15D}	-		
		levofloxacin (if tetracycline cannot be used) ^{2D,7A+}	250mg BD ^{7A+}	-		
		Third line on advice:	-	-		
PPI WITH	-	-				
bismuth subsalicylate PLUS	525mg QDS ^{15D}	-				
2 antibiotics as above not previously used OR	-	-				
rifabutin ^{14A+} OR	150mg BD	-				
furazolidone ^{17A+}	200mg BD	-				

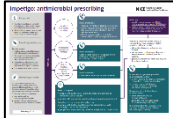



Infection	Key points	Medicine	Doses		Length	Visual summary
			Adult	Child		
Acute diverticulitis NICE Last updated: Nov 2019	Acute diverticulitis and systemically well: Consider no antibiotics, offer simple analgesia (for example paracetamol), advise to re-present if symptoms persist or worsen. Acute diverticulitis and systemically unwell, immunosuppressed or significant comorbidity: offer an antibiotic. Give oral antibiotics if person not referred to hospital for suspected complicated acute diverticulitis. Give IV antibiotics if admitted to hospital with suspected or confirmed complicated acute diverticulitis (including diverticular abscess). If CT-confirmed uncomplicated acute diverticulitis, review the need for antibiotics. * A longer course may be needed based on clinical assessment.	First-choice (uncomplicated acute diverticulitis): co-amoxiclav	500/125mg TDS	-	5 days*	
		Penicillin allergy or co-amoxiclav unsuitable: cefalexin (caution in penicillin allergy) AND metronidazole OR	cefalexin: 500mg BD or TDS (up to 1g to 1.5g TDS or QDS for severe infections) metronidazole: 400mg TDS	-		
		trimethoprim AND metronidazole OR	trimethoprim: 200mg BD metronidazole: 400mg TDS	-		
		ciprofloxacin (only if switching from IV ciprofloxacin with specialist advice; consider safety issues) AND metronidazole	ciprofloxacin: 500mg BD metronidazole: 400mg TDS	-		
		For IV antibiotics in complicated acute diverticulitis (including diverticular abscess) see visual summary				
▼ Genital tract infections						
STI screening Public Health England Last updated: Nov 2017	People with risk factors should be screened for chlamydia, gonorrhoea, HIV and syphilis. ^{1D} Refer individual and partners to GUM. ^{1D} Risk factors: <25 years; no condom use; recent/frequent change of partner; symptomatic or infected partner; area of high HIV. ^{2B} Access the supporting evidence and rationales on the PHE website .					
Epididymitis Public Health England Last updated: Nov 2017	Usually due to Gram-negative enteric bacteria in men over 35 years with low risk of STI. ^{1A+,2D} If under 35 years or STI risk, refer to GUM. ^{1A+,2D}	Doxycycline ^{1A+,2D} OR	100mg BD ^{1A+,2D}	-	10 to 14 days ^{1A+,2D}	Not available. Access supporting evidence and rationales on the PHE website
		ofloxacin ^{1A+,2D} OR	200mg BD ^{1A+,2D}		14 days ^{1A+,2D}	
		ciprofloxacin ^{1A+,2D}	500mg BD ^{1A+,2D,3A+}		10 days ^{1A+,2D,3A+}	







Infection	Key points	Medicine	Doses		Length	Visual summary
			Adult	Child		
Chlamydia trachomatis/ urethritis Public Health England Last updated: July 2019	<p>Opportunistically screen all sexually active patients aged 15 to 24 years for chlamydia annually and on change of sexual partner.^{1B-}</p> <p>If positive, treat index case, refer to GUM and initiate partner notification, testing and treatment.^{2D,3A+}</p> <p>As single dose azithromycin has led to increased resistance in GU infections, doxycycline should be used first line for chlamydia and urethritis.^{4A+}</p> <p>Advise patient with chlamydia to abstain from sexual intercourse until doxycycline is completed or for 7 days after treatment with azithromycin (14 days after azithromycin started and until symptoms resolved if urethritis).^{3A+,4A+}</p> <p>If chlamydia, test for reinfection at 3 to 6 months following treatment if under 25 years; or consider if over 25 years and high risk of re-infection.^{1B-,3B+, 5B-}</p> <p>Second line, pregnant, breastfeeding, allergy, or intolerance: azithromycin is most effective.^{6A+,7D,8A+,9A+,10D} As lower cure rate in pregnancy, test for cure at least 3 weeks after end of treatment.^{3A+}</p> <p>Consider referring all patients with symptomatic urethritis to GUM as testing should include <i>Mycoplasma genitalium</i> and <i>Gonorrhoea</i>.^{11A-}</p> <p>If <i>M.genitalium</i> is proven, use doxycycline followed by azithromycin using the same dosing regimen and advise to avoid sex for 14 days after start of treatment and until symptoms have resolved.^{11A-,12A+}</p>	First line: doxycycline ^{4A+,11A-,12A+}	100mg BD ^{4A+,11A-,12A+}		7 days ^{4A+,11A-,12A+}	Not available. Access supporting evidence and rationales on the PHE website
		Second line/ pregnant/breastfeeding/ allergy/intolerance: azithromycin ^{4A+,11A-,12A+}	1000mg ^{4A+,11A-,12A+} then 500mg OD ^{4A+,11A-,12A+}		-	







Infection	Key points	Medicine	Doses		Length	Visual summary
			Adult	Child		
Vaginal candidiasis Public Health England Last updated: Oct 2018	All topical and oral azoles give over 80% cure. ^{1A+,2A+} Pregnant: avoid oral azoles, the 7 day courses are more effective than shorter ones. ^{1A+,3D,4A+} Recurrent (>4 episodes per year): ^{1A+} 150mg oral fluconazole every 72 hours for 3 doses induction, ^{1A+} followed by 1 dose once a week for 6 months maintenance. ^{1A+}	Clotrimazole ^{1A+,5D} OR	500mg pessary ^{1A+}	-	Stat ^{1A+}	<i>Not available. Access supporting evidence and rationales on the PHE website</i>
		fenticonazole ^{1A+} OR	600mg pessary ^{1A+}		Stat ^{1A+}	
		clotrimazole ^{1A+} OR	100mg pessary ^{1A+}		6 nights ^{1A+}	
		oral fluconazole ^{1A+,3D}	150mg ^{1A+,3D}		Stat ^{1A+}	
		If recurrent: fluconazole (induction/maintenance) ^{1A+}	150mg every 72 hours THEN 150mg once a week ^{1A+,3D}	-	3 doses 6 months ^{1A+}	
Bacterial vaginosis Public Health England Last updated: Nov 2017	Oral metronidazole is as effective as topical treatment, ^{1A+} and is cheaper. ^{2D} 7 days results in fewer relapses than 2g stat at 4 weeks. ^{1A+,2D} Pregnant/breastfeeding: avoid 2g dose. ^{3A+,4D} Treating partners does not reduce relapse. ^{5A+}	oral metronidazole ^{1A+,3A+} OR	400mg BD ^{1A+,3A+} OR 2000mg ^{1A+,2D}	-	7 days ^{1A+} OR Stat ^{2D}	<i>Not available. Access supporting evidence and rationales on the PHE website</i>
		metronidazole 0.75% vaginal gel ^{1A+,2D,3A+} OR	5g applicator at night ^{1A+,2D,3A+}		5 nights ^{1A+,2D,3A+}	
		clindamycin 2% cream ^{1A+,2D}	5g applicator at night ^{1A+,2D}		7 nights ^{1A+,2D,3A+}	
Genital herpes Public Health England Last updated: Nov 2017	Advise: saline bathing, ^{1A+} analgesia, ^{1A+} or topical lidocaine for pain, ^{1A+} and discuss transmission. ^{1A+} First episode: treat within 5 days if new lesions or systemic symptoms, ^{1A+,2D} and refer to GUM. ^{2D} Recurrent: self-care if mild, ^{2D} or immediate short course antiviral treatment, ^{1A+,2D} or suppressive therapy if more than 6 episodes per year. ^{1A+,2D}	oral aciclovir ^{1A+,2D,3A+,4A+} OR	400mg TDS ^{1A+,3A+} 800mg TDS (if recurrent) ^{1A+}	-	5 days ^{1A+} 2 days ^{1A+}	<i>Not available. Access supporting evidence and rationales on the PHE website</i>
		valaciclovir ^{1A+,3A+,4A+} OR	500mg BD ^{1A+}		5 days ^{1A+}	
		famciclovir ^{1A+,4A+}	250mg TD ^{1A+}		5 days ^{1A+}	
			1000mg BD (if recurrent) ^{1A+}		1 day ^{1A+}	
Gonorrhoea Public Health England Last updated: Feb 2019	Antibiotic resistance is now very high. ^{1D,2D} Use IM ceftriaxone if susceptibility not known prior to treatment ^{2D} . Use Ciprofloxacin only If susceptibility is known prior to treatment and the isolate is sensitive to ciprofloxacin at all sites of infection ^{1D,2D} Refer to GUM. ^{3B-} Test of cure is essential. ^{2D}	ceftriaxone ^{2D} OR	1000mg IM ^{2D}	-	Stat ^{2D}	<i>Not available. Access supporting evidence and rationales on the PHE website</i>
		ciprofloxacin ^{2D} (only if known to be sensitive)	500mg ^{2D}		Stat ^{2D}	


Infection	Key points	Medicine	Doses		Length	Visual summary
			Adult	Child		
Trichomoniasis Public Health England Last updated: Nov 2017	Oral treatment needed as extrvaginal infection common. ^{1D} Treat partners, ^{1D} and refer to GUM for other STIs. ^{1D} Pregnant/breastfeeding: avoid 2g single dose metronidazole , ^{2A+,3D} clotrimazole for symptom relief (not cure) if metronidazole declined. ^{2A+,4A-,5D}	metronidazole ^{1A+,2A+,3D,6A+} Pregnancy to treat symptoms: clotrimazole ^{2A+,4A-,5D}	400mg BD ^{1A+,6A+} 2g (more adverse effects) ^{6A+} 100mg pessary at night ^{5D}	-	5 to 7 day ^{1A+} Stat ^{1A+,6A+} 6 nights ^{5D}	<i>Not available. Access supporting evidence and rationales on the PHE website</i>
Pelvic inflammatory disease Public Health England Last updated: Feb 2019	Refer women and sexual contacts to GUM. ^{1A+} Raised CRP supports diagnosis, absent pus cells in HVS smear good negative predictive value. ^{1A+} Exclude: ectopic pregnancy, appendicitis, endometriosis, UTI, irritable bowel, complicated ovarian cyst, functional pain. Moxifloxacin has greater activity against likely pathogens, but always test for gonorrhoea, chlamydia, and <i>M. genitalium</i> . ^{1A+} If <i>M. genitalium</i> tests positive use moxifloxacin. ^{1A+}	First line therapy: ceftriaxone ^{1A+,3C,4C} PLUS metronidazole ^{1A+,5A+} PLUS doxycycline ^{1A+,5A+} Second line therapy: metronidazole ^{1A+,5A+} PLUS ofloxacin ^{1A+,2A-,5A+} OR moxifloxacin alone ^{1A+} (first line for <i>M. genitalium</i> associated PID)	1000mg IM ^{1A+,3C} 400mg BD ^{1A+} 100mg BD ^{1A+} 400mg BD ^{1A+} 400mg BD ^{1A+,2A-} 400mg OD ^{1A+}	-	Stat ^{1A+,3C} 14 days ^{1A+} 14 days ^{1A+} 14 days ^{1A+} 14 days ^{1A+} 14 days ^{1A+}	<i>Not available. Access supporting evidence and rationales on the PHE website</i>
▼ Skin and soft tissue infections						
<i>Note: Refer to RCGP Skin Infections online training.^{1D} For MRSA, discuss therapy with microbiologist.^{1D}</i>						
Cold sores Public Health England Last updated: Nov 2017	Most resolve after 5 days without treatment. ^{1A-,2A-} Topical antivirals applied prodromally can reduce duration by 12 to 18 hours. ^{1A-,2A-,3A-} If frequent, severe, and predictable triggers: consider oral prophylaxis: ^{4D,5A+} aciclovir 400mg, twice daily, for 5 to 7 days. ^{5A+,6A+} Access supporting evidence and rationales on the PHE website .					
PVL-SA Public Health England Last updated: Nov 2017	Panton-Valentine leukocidin (PVL) is a toxin produced by 20.8 to 46% of <i>S. aureus</i> from boils/abscesses. ^{1B+,2B+,3B-} PVL strains are rare in healthy people, but severe. ^{2B+} Suppression therapy should only be started after primary infection has resolved, as ineffective if lesions are still leaking. ^{4D} Risk factors for PVL: recurrent skin infections; ^{2B+} invasive infections; ^{2B+} MSM; ^{3B-} if there is more than one case in a home or close community ^{2B+,3B-} (school children; ^{3B-} military personnel; ^{3B-} nursing home residents; ^{3B-} household contacts). ^{3B-} Access the supporting evidence and rationales on the PHE website .					






Infection	Key points	Medicine	Doses		Length	Visual summary
			Adult	Child		
Eczema (bacterial infection) NICE Public Health England Last updated: Mar 2021	Manage underlying eczema and flares with treatments such as emollients and topical corticosteroids, whether antibiotics are given or not. Symptoms and signs of secondary bacterial infection can include: weeping, pustules, crusts, no response to treatment, rapidly worsening eczema, fever and malaise. Not all flares are caused by a bacterial infection, so will not respond to antibiotics. Eczema is often colonised with bacteria but may not be clinically infected. Do not routinely take a skin swab. Not systemically unwell: Do not routinely offer either a topical or oral antibiotic. If an antibiotic is offered, when choosing between a topical or oral antibiotic, take account of patient preferences, extent and severity of symptoms or signs, possible adverse effects, and previous use of topical antibiotics because antimicrobial resistance can develop rapidly with extended or repeated use. Systemically unwell: Offer an oral antibiotic. If there are symptoms or signs of cellulitis, see cellulitis and erysipelas . <i>For detailed information click on the visual summary.</i>	If not systemically unwell, do not routinely offer either a topical or oral antibiotic				
		Topical antibiotic (if a topical is appropriate). For localised infections only:				
		First choice: fusidic acid 2%	TDS		5 to 7 days	
		Oral antibiotic: First choice: flucloxacillin	500mg QDS		5 to 7 days	
		Penicillin allergy or flucloxacillin unsuitable: clarithromycin OR	250mg BD (can be increased to 500mg BD for severe infections)			
erythromycin (if macrolide needed in pregnancy; consider benefit/harm)	250mg to 500mg QDS					
		If MRSA suspected or confirmed – consult local microbiologist				









Infection	Key points	Medicine	Doses		Length	Visual summary
			Adult	Child		
Impetigo NICE Public Health England Last updated: Feb 2020	Localised non-bullous impetigo: Hydrogen peroxide 1% cream (other topical antiseptics are available but no evidence for impetigo). If hydrogen peroxide unsuitable or ineffective, short-course topical antibiotic. Widespread non-bullous impetigo: Short-course topical or oral antibiotic. Take account of person's preferences, practicalities of administration, previous use of topical antibiotics because antimicrobial resistance can develop rapidly with extended or repeated use, and local antimicrobial resistance data. Bullous impetigo, systemically unwell, or high risk of complications: Short-course oral antibiotic. Do not offer combination treatment with a topical and oral antibiotic to treat impetigo. *5 days is appropriate for most, can be increased to 7 days based on clinical judgement. <i>For detailed information click on the visual summary.</i>	Topical antiseptic:			5 days*	
		hydrogen peroxide 1%	BD or TDS			
		Topical antibiotic:			5 days*	
		First choice: fusidic acid 2%	TDS			
		Fusidic acid resistance suspected or confirmed: mupirocin 2%	TDS			
		Oral antibiotic:			5 days*	
		First choice: flucloxacillin	500mg QDS			
Penicillin allergy or flucloxacillin unsuitable: clarithromycin OR	250mg BD					
erythromycin (if macrolide needed in pregnancy; consider benefit/harm)	250 to 500mg QDS					
If MRSA suspected or confirmed – consult local microbiologist						
Mastitis Public Health England Last updated: Nov 2017	<i>S. aureus</i> is the most common infecting pathogen. ^{1D} Suspect if woman has: a painful breast; ^{2D} fever and/or general malaise; ^{2D} a tender, red breast. ^{2D} Breastfeeding: oral antibiotics are appropriate, where indicated. ^{2D,3A+} Women should continue feeding, ^{1D,2D} including from the affected breast. ^{2D}	flucloxacillin ^{2D}	500mg QDS ^{2D}	-	10 to 14 days ^{2D}	<i>Not available. Access supporting evidence and rationales on the PHE website</i>
		Penicillin allergy: erythromycin ^{2D} OR	250mg to 500mg QDS ^{2D}			
		clarithromycin ^{2D}	500mg BD ^{2D}			

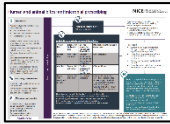


Infection	Key points	Medicine	Doses		Length	Visual summary	
			Adult	Child			
Tick bites (Lyme disease) Public Health England Last updated: Feb 2020	Treatment: Treat erythema migrans empirically; serology is often negative early in infection. ^{1D} For other suspected Lyme disease such as neuroborreliosis (CN palsy, radiculopathy) seek advice. ^{1D}	Treatment: doxycycline ^{1D}	100mg BD ^{1D}		21 days ^{1D}	Not available. Access supporting evidence and rationales on the PHE website	
		Alternative: amoxicillin ^{1D}	1,000mg TDS ^{1D}				
Scabies Public Health England Last updated: Oct 2018	First choice permethrin: Treat whole body from ear/chin downwards, ^{1D,2D} and under nails. ^{1D,2D} If using permethrin and patient is under 2 years, elderly or immunosuppressed, or if treating with malathion: also treat face and scalp. ^{1D,2D} Home/sexual contacts: treat within 24 hours. ^{1D}	permethrin ^{1D,2D,3A+}	5% cream ^{1D,2D}		2 applications, 1 week apart ^{1D}	Not available. Access supporting evidence and rationales on the PHE website	
		Permethrin allergy: malathion ^{1D}	0.5% aqueous liquid ^{1D}				
Insect bites and stings NICE Public Health England Last updated: Sep 2020	Most insect bites or stings will not need antibiotics. Do not offer an antibiotic if there are no symptoms or signs of infection. If there are symptoms or signs of infection, see cellulitis and erysipelas .	-	-	-	-		
Leg ulcer infection NICE Public Health England Last updated: Feb 2020	Manage any underlying conditions to promote ulcer healing. Only offer an antibiotic when there are symptoms or signs of infection (such as redness or swelling spreading beyond the ulcer, localised warmth, increased pain or fever). Few leg ulcers are clinically infected but most are colonised by bacteria. When prescribing antibiotics, take account of severity, risk of complications and previous antibiotic use. <i>For detailed information click on the visual summary.</i>	First-choice:					
		flucloxacillin	500mg to 1g QDS	-	7 days		
		Penicillin allergy or if flucloxacillin unsuitable:					
		doxycycline OR	200mg on day 1, then 100mg OD (can be increased to 200mg daily)	-	7 days		
		clarithromycin OR erythromycin (if macrolide needed in pregnancy; consider benefit/harm)	500mg BD 500mg QDS				
		Second choice:					
		co-amoxiclav OR co-trimoxazole (in penicillin allergy)	500/125mg TDS 960mg BD	-	7 days		
		For antibiotic choices if severely unwell or MRSA suspected or confirmed, click on the visual summary					





Infection	Key points	Medicine	Doses		Length	Visual summary		
			Adult	Child				
Cellulitis and erysipelas NICE Public Health England Last updated: Sept 2019	<p>Exclude other causes of skin redness (inflammatory reactions or non-infectious causes).</p> <p>Consider marking extent of infection with a single-use surgical marker pen.</p> <p>Offer an antibiotic. Take account of severity, site of infection, risk of uncommon pathogens, any microbiological results and MRSA status.</p> <p>Infection around eyes or nose is more concerning because of serious intracranial complications.</p> <p>*A longer course (up to 14 days in total) may be needed but skin takes time to return to normal, and full resolution at 5 to 7 days is not expected.</p> <p>Do not routinely offer antibiotics to prevent recurrent cellulitis or erysipelas.</p> <p><i>For detailed information click on the visual summary.</i></p>	First choice: flucloxacillin	500mg to 1g QDS		5 to 7 days*			
		Penicillin allergy or if flucloxacillin unsuitable:						
		clarithromycin OR	500mg BD		5 to 7 days*			
		erythromycin (if macrolide needed in pregnancy; consider benefit/harm) OR	500mg QDS					
		doxycycline (adults only) OR	200mg on day 1, then 100mg OD					
		co-amoxiclav (children only: not in penicillin allergy)	-					
		If infection near eyes or nose:						
		co-amoxiclav	500/125mg TDS		7 days*			
		If infection near eyes or nose (penicillin allergy):						
		clarithromycin AND	500mg BD		7 days*			
metronidazole (only add in children if anaerobes suspected)	400mg TDS							
For alternative choice antibiotics for severe infection, suspected or confirmed MRSA infection and IV antibiotics click on the visual summary								










Infection	Key points	Medicine	Doses		Length	Visual summary
			Adult	Child		
Diabetic foot infection NICE Public Health England Last updated: Oct 2019	<p>In diabetes, all foot wounds are likely to be colonised with bacteria. Diabetic foot infection has at least 2 of: local swelling or induration; erythema; local tenderness or pain; local warmth; purulent discharge.</p> <p>Severity is classified as:</p> <p>Mild: local infection with 0.5 to less than 2cm erythema</p> <p>Moderate: local infection with more than 2cm erythema or involving deeper structures (such as abscess, osteomyelitis, septic arthritis or fasciitis)</p> <p>Severe: local infection with signs of a systemic inflammatory response.</p> <p>Start antibiotic treatment as soon as possible.</p> <p>Take samples for microbiological testing before, or as close as possible to, the start of treatment</p> <p>When choosing an antibiotic, take account of severity, risk of complications, previous microbiological results and antibiotic use, and patient preference.</p> <p>*A longer course (up to a further 7 days) may be needed based on clinical assessment. However, skin does take time to return to normal, and full resolution at 7 days is not expected.</p> <p>Do not offer antibiotics to prevent diabetic foot infection.</p> <p><i>For detailed information click on the visual summary.</i></p>	Mild infection: first choice				
		flucloxacillin	500mg to 1g QDS	-	7 days*	
		Mild infection (penicillin allergy):				
		clarithromycin OR	500mg BD	-	7 days*	
		erythromycin (if macrolide needed in pregnancy; consider benefit/harm) OR	500mg QDS			
doxycycline	200mg on day 1, then 100mg OD (can be increased to 200mg daily)					
For antibiotic choices for moderate or severe infection, infections where <i>Pseudomonas aeruginosa</i> or MRSA is suspected or confirmed, and IV antibiotics click on the visual summary						









Infection	Key points	Medicine	Doses		Length	Visual summary
			Adult	Child		
Acne vulgaris NICE Last updated: Jun 2021	<p>First-line treatment options: offer a course of 1 of the options, taking account of severity, preferences, and advantages/disadvantages of each option. Completing the course is important because positive effects can take 6 to 8 weeks. Consider topical benzoyl peroxide monotherapy as an alternative if first-line treatment options are contraindicated, or to avoid topical retinoids or an antibiotic (topical or oral).</p> <p>Do not use: monotherapy with a topical antibiotic, monotherapy with an oral antibiotic, or a combination of a topical antibiotic and an oral antibiotic.</p> <p>Review first-line treatment at 12 weeks.</p> <p>Only continue a topical or oral antibiotic for more than 6 months in exceptional circumstances. Review at 3 monthly intervals, and stop the antibiotic as soon as possible.</p> <p><i>For detailed information see the NICE guideline on acne vulgaris.</i></p>	<p>First line: fixed combination of topical adapalene with topical benzoyl peroxide (for any acne severity, not in under 9s) OR</p>	0.1% adapalene/2.5% benzoyl peroxide OR 0.3% adapalene/2.5% benzoyl peroxide OD (thinly evening)		12 weeks	<i>Not available. See the NICE guideline on acne vulgaris.</i>
		<p>fixed combination of topical tretinoin with topical clindamycin (for any acne severity, not in under 12s) OR</p>	0.025% tretinoin/1% clindamycin OD (thinly in the evening)			
		<p>fixed combination of topical benzoyl peroxide with topical clindamycin (for mild to moderate acne, not in under 12s) OR</p>	3% benzoyl peroxide/1% clindamycin OR 5% benzoyl peroxide/1% clindamycin OD (in the evening)			
		<p>fixed combination of topical adapalene with topical benzoyl peroxide AND either oral lymecycline or oral doxycycline (for moderate to severe acne, not in under 12s) OR</p>	0.1% adapalene/2.5% benzoyl peroxide OR 0.3% adapalene/2.5% benzoyl peroxide OD (in the evening) AND lymecycline 408mg OD OR doxycycline 100mg OD	 		

Infection	Key points	Medicine	Doses		Length	Visual summary
			Adult	Child		
		topical azelaic acid AND either oral lymecycline or oral doxycycline (for moderate to severe acne, not in under 12s)	15% or 20% azelaic acid BD AND lymecycline 408mg OD OR doxycycline 100mg OD	 		
		Alternative: topical benzoyl peroxide	5% benzoyl peroxide OD to BD			
Dermatophyte infection: skin Public Health England Last updated: Feb 2019	Most cases: use terbinafine as fungicidal, treatment time shorter and more effective than with fungistatic imidazoles or undecenoates. ^{1D,2A+} If candida possible, use imidazole. ^{4D} If intractable, or scalp: send skin scrapings, ^{1D} and if infection confirmed: use oral terbinafine ^{1D,3A+,4D} or itraconazole. ^{2A+,3A+,5D} Scalp: oral therapy, ^{6D} and discuss with specialist. ^{1D}	topical terbinafine ^{3A+,4D} OR	1% OD to BD ^{2A+}		1 to 4 weeks ^{3A+}	<i>Not available. Access supporting evidence and rationales on the PHE website</i>
		topical imidazole ^{2A+,3A+}	1% OD to BD ^{2A+}		4 to 6 weeks ^{2A+,3A+}	
		Alternative in athlete's foot: topical undecenoates ^{2A+} (such as Mycota®) ^{2A+}	OD to BD ^{2A+}			
Dermatophyte infection: nail Public Health England Last updated: Oct 2018	Take nail clippings; ^{1D} start therapy only if infection is confirmed. ^{1D} Oral terbinafine is more effective than oral azole. ^{1D,2A+,3A+,4D} Liver reactions 0.1 to 1% with oral antifungals. ^{3A+} If candida or non-dermatophyte infection is confirmed, use oral itraconazole. ^{1D,3A+,4D} Topical nail lacquer is not as effective. ^{1D,5A+,6D} To prevent recurrence: apply weekly 1% topical antifungal cream to entire toe area. ^{6D} Children: seek specialist advice. ^{4D}	First line: terbinafine ^{1D,2A+,3A+,4D,6D}	250mg OD ^{1D,2A+,6D}		Fingers: 6 weeks ^{1D,6D} Toes: 12 weeks ^{1D,6D}	<i>Not available. Access supporting evidence and rationales on the PHE website</i>
		Second line: itraconazole ^{1D,3A+,4D,6D}	200mg BD ^{1D,4D}		1 week a month ^{1D} Fingers: 2 courses ^{1D} Toes: 3 courses ^{1D}	
		Stop treatment when continual, new, healthy, proximal nail growth. ^{6D}				

Infection	Key points	Medicine	Doses		Length	Visual summary
			Adult	Child		
Human and animal bites NICE Public Health England Last updated: Nov 2020	<p>Offer an antibiotic for a human or animal bite if there are symptoms or signs of infection, such as increased pain, inflammation, fever, discharge or an unpleasant smell. Take a swab for microbiological testing if there is discharge (purulent or non-purulent) from the wound.</p> <p>Do not offer antibiotic prophylaxis if a human or animal bite has not broken the skin.</p> <p>Human bite: Offer antibiotic prophylaxis if the human bite has broken the skin and drawn blood. Consider antibiotic prophylaxis if the human bite has broken the skin but not drawn blood if it is in a high-risk area or person at high risk.</p> <p>Cat bite: Offer antibiotic prophylaxis if the cat bite has broken the skin and drawn blood. Consider antibiotic prophylaxis if the cat bite has broken the skin but not drawn blood if the wound could be deep.</p> <p>Dog or other traditional pet bite (excluding cat bite) Do not offer antibiotic prophylaxis if the bite has broken the skin but not drawn blood. Offer antibiotic prophylaxis if the bite has broken the skin and drawn blood if it has caused considerable, deep tissue damage or is visibly contaminated (for example, with dirt or a tooth). Consider antibiotic prophylaxis if the bite has broken the skin and drawn blood if it is in a high-risk area or person at high risk.</p> <p>*course length can be increased to 7 days (with review) based on clinical assessment of the wound.</p>	First choice:				
		co-amoxiclav	250/125mg or 500/125mg TDS		3 days for prophylaxis 5 days for treatment*	
		Penicillin allergy or co-amoxiclav unsuitable:				
		doxycycline AND	200mg on day 1, then 100mg or 200mg daily		3 days for prophylaxis 5 days for treatment*	
		metronidazole	400mg TDS			
seek specialist advice in pregnancy						
IV antibiotics (<i>click on visual summary</i>)						

Infection	Key points	Medicine	Doses		Length	Visual summary	
			Adult	Child			
Varicella zoster/ chickenpox Herpes zoster/ shingles Public Health England Last updated: Oct 2018	Pregnant/immunocompromised/ neonate: seek urgent specialist advice. ^{1D} Chickenpox: consider aciclovir ^{2A+,3A+,4D} if: onset of rash <24 hours, ^{3A+} and 1 of the following: >14 years of age; ^{4D} severe pain; ^{4D} dense/oral rash; ^{4D,5B+} taking steroids; ^{4D} smoker. ^{4D,5B+} Give paracetamol for pain relief. ^{6C} Shingles: treat if >50 years ^{7A+,8D} (PHN rare if <50 years) ^{9B+} and within 72 hours of rash, ^{10A+} or if 1 of the following: active ophthalmic; ^{11D} Ramsey Hunt; ^{4D} eczema; ^{4D} non-truncal involvement; ^{8D} moderate or severe pain; ^{8D} moderate or severe rash. ^{5B+,8D} Shingles treatment if not within 72 hours: consider starting antiviral drug up to 1 week after rash onset, ^{12B+} if high risk of severe shingles ^{12B+} or continued vesicle formation; ^{4D} older age; ^{7A+,8D,12B+} immunocompromised; ^{4D} or severe pain. ^{7D,11B+}	First line for chicken pox and shingles: aciclovir ^{3A+,7A+,10A+,13B+,14A-,15A+}	800mg 5 times daily ^{16A-}		7 days ^{14A-,16A-}	Not available. Access supporting evidence and rationales on the PHE website	
		Second line for shingles if poor compliance: not for children: famciclovir ^{8D,14A-,16A-} OR valaciclovir ^{8D,10A+,14A-}	250mg to 500mg TDS ^{15A+} OR 750mg BD ^{15A+}	-			
			1g TDS ^{14A-}				
▼ Eye infections							
Conjunctivitis Public Health England Last updated: July 2019	First line: bath/clean eyelids with cotton wool dipped in sterile saline or boiled (cooled) water, to remove crusting. ^{1D} Treat only if severe, ^{2A+} as most cases are viral ^{3D} or self-limiting. ^{2A+} Bacterial conjunctivitis: usually unilateral and also self-limiting. ^{2A+,3D} It is characterised by red eye with mucopurulent, not watery discharge. ^{3D} 65% and 74% resolve on placebo by days 5 and 7. ^{4A-,5A+} Third line: fusidic acid as it has less Gram-negative activity. ^{6A-,7D}	Second line: chloramphenicol ^{1D,2A+,4A-,5A+} 0.5% eye drop ^{1D,2A+} OR 1% ointment ^{1D,5A+}	Eye drops: 2 hourly for 2 days, ^{1D,2A+} then reduce frequency ^{1D} to 3 to 4 times daily. ^{1D} Eye ointment: 3 to 4 times daily or once daily at night if using antibiotic eye drops during the day. ^{1D}		48 hours after resolution ^{2A+,7D}	Not available. Access supporting evidence and rationales on the PHE website	
		Third line: fusidic acid 1% gel ^{2A+,5A+,6A-}	BD ^{1D,7D}				

Infection	Key points	Medicine	Doses		Length	Visual summary
			Adult	Child		
Blepharitis Public Health England Last updated: Nov 2017	First line: lid hygiene ^{1D,2A+} for symptom control, ^{1D} including: warm compresses; ^{1D,2A+} lid massage and scrubs; ^{1D} gentle washing; ^{1D} avoiding cosmetics. ^{1D} Second line: topical antibiotics if hygiene measures are ineffective after 2 weeks. ^{1D,3A+} Signs of meibomian gland dysfunction,^{3D} or acne rosacea:^{3D} consider oral antibiotics.^{1D}	Second line: topical chloramphenicol ^{1D,2A+,3A-}	1% ointment BD ^{2A+,3D}		6-week trial ^{3D}	<i>Not available. Access supporting evidence and rationales on the PHE website</i>
		Third line: oral oxytetracycline ^{1D,3D} OR	500mg BD ^{3D} 250mg BD ^{3D}		4 weeks (initial) ^{3D} 8 weeks (maint) ^{3D}	
		oral doxycycline ^{1D,2A+,3D}	100mg OD ^{3D} 50mg OD ^{3D}		4 weeks (initial) ^{3D} 8 weeks (maint) ^{3D}	
▼ Suspected dental infections in primary care (outside dental settings)						
Derived from the Scottish Dental Clinical Effectiveness Programme (SDCEP) 2013 Guidelines. This guidance is not designed to be a definitive guide to oral conditions, as GPs should not be involved in dental treatment. Patients presenting to non-dental primary care services with dental problems should be directed to their regular dentist, or if this is not possible, to the NHS 111 service (in England), who will be able to provide details of how to access emergency dental care.						
<i>Note: Antibiotics do not cure toothache.^{1D} First-line treatment is with paracetamol^{1D} and/or ibuprofen;^{1D} codeine is not effective for toothache.^{1D}</i>						
Mucosal ulceration and inflammation (simple gingivitis) Public Health England Last updated: Nov 2017	Temporary pain and swelling relief can be attained with saline mouthwash (½ tsp salt in warm water) ^{1D} . Use antiseptic mouthwash if more severe, ^{1D} and if pain limits oral hygiene to treat or prevent secondary infection. ^{1D,2A-} The primary cause for mucosal ulceration or inflammation (aphthous ulcers; ^{1D} oral lichen planus; ^{1D} herpes simplex infection; ^{1D} oral cancer) ^{1D} needs to be evaluated and treated. ^{1D}	Chlorhexidine 0.12 to 0.2% ^{1D, 2A-,3A+,4A+} (do not use within 30 minutes of toothpaste) ^{1D} OR	1 minute BD with 10 ml ^{1D}	 	Always spit out after use. ^{1D} Use until lesions resolve ^{1D} or less pain allows for oral hygiene ^{1D}	<i>Not available. Access supporting evidence and rationales on the PHE website</i>
		hydrogen peroxide 6% ^{5A-1D}	2 to 3 minutes BD/TDS with 15ml in ½ glass warm water ^{1D}			
Acute necrotising ulcerative gingivitis Public Health England Last updated: Nov 2017	Refer to dentist for scaling and hygiene advice. ^{1D,2D} Antiseptic mouthwash if pain limits oral hygiene. ^{1D} Commence metronidazole if systemic signs and symptoms. ^{1D,2D,3B-,4B+,5A-}	chlorhexidine 0.12 to 0.2% (do not use within 30 minutes of toothpaste) ^{1D} OR	1 minute BD with 10ml ^{1D}		Until pain allows for oral hygiene ^{6D}	<i>Not available. Access supporting evidence and rationales on the PHE website</i>
		hydrogen peroxide 6% ^{1D}	2 to 3 minutes BD/TDS with 15ml in ½ glass warm water			
		metronidazole ^{1D,3B-,4B+,5A-}	400mg TDS ^{1D,2D}		3 days ^{1D,2D}	

Infection	Key points	Medicine	Doses		Length	Visual summary
			Adult	Child		
Pericoronitis Public Health England Last updated: Nov 2017	Refer to dentist for irrigation and debridement. ^{1D} If persistent swelling or systemic symptoms, ^{1D} use metronidazole ^{1D,2A+,3B+} or amoxicillin. ^{1D,3B+} Use antiseptic mouthwash if pain and trismus limit oral hygiene. ^{1D}	metronidazole ^{1D,2A+,3B+} OR	400mg TDS ^{1D}		3 days ^{1D,2A+}	<i>Not available. Access supporting evidence and rationales on the PHE website</i>
		amoxicillin ^{1D,3B+}	500mg TDS ^{1D}		3 days ^{1D}	
		chlorhexidine 0.2% (do not use within 30 minutes of toothpaste) ^{1D} OR	1 minute BD with 10ml ^{1D}		Until less pain allows for oral hygiene ^{1D}	
		hydrogen peroxide 6% ^{1D}	2 to 3 minutes BD/TDS with 15ml in ½ glass warm water ^{1D}			
Dental abscess Public Health England Last updated: Oct 2018	Regular analgesia should be the first option ^{1A+} until a dentist can be seen for urgent drainage, ^{1A+,2B-,3A+} as repeated courses of antibiotics for abscesses are not appropriate. ^{1A+,4A+} Repeated antibiotics alone, without drainage, are ineffective in preventing the spread of infection. ^{1A+,5C} Antibiotics are only recommended if there are signs of severe infection, ^{3A+} systemic symptoms, ^{1A+,2B-,4A+} or a high risk of complications. ^{1A+} Patients with severe odontogenic infections (cellulitis, ^{1A+,3A+} plus signs of sepsis; ^{3A+,4A+} difficulty in swallowing; ^{6D} impending airway obstruction) ^{6D} should be referred urgently for hospital admission to protect airway, ^{6D} for surgical drainage ^{3A+} and for IV antibiotics. ^{3A+} The empirical use of cephalosporins, ^{6D} co-amoxiclav, ^{6D} clarithromycin, ^{6D} and clindamycin ^{6D} do not offer any advantage for most dental patients, ^{6D} and should only be used if there is no response to first-line drugs. ^{6D}					
	If pus is present, refer for drainage, ^{1A+,2B-} tooth extraction, ^{2B-} or root canal. ^{2B-} Send pus for investigation. ^{1A+} If spreading infection ^{1A+} (lymph node involvement ^{1A+,4A+} or systemic signs, ^{1A+,2B-,4A+} that is, fever ^{1A+} or malaise) ^{4A+} ADD metronidazole. ^{6D,7B+} Use clarithromycin in true penicillin allergy ^{6D} and, if severe, refer to hospital. ^{3A+,6D}	amoxicillin ^{6D,8B+,9C,10B+} OR	500mg to 1000mg TDS ^{6D}		Up to 5 days; ^{6D,10B+} review at 3 days ^{9C,10B+}	<i>Not available. Access supporting evidence and rationales on the PHE website</i>
		phenoxymethylpenicillin ^{11B-}	500mg to 1000mg QDS ^{6D}			
		metronidazole ^{6D,8B+,9C}	400mg TDS ^{6D}			
		Penicillin allergy: clarithromycin ^{6D}	500mg BD ^{6D}			
▼ Abbreviations BD, twice a day; eGFR, estimated glomerular filtration rate; IM, intramuscular; IV, intravenous; MALToma, mucosa-associated lymphoid tissue lymphoma; m/r, modified release; MRSA, methicillin-resistant <i>Staphylococcus aureus</i> ; MSM, men who have sex with men; stat, given immediately; OD, once daily; TDS, 3 times a day; QDS, 4 times a day.						